


Summer Homework



Use this summer practice packet to help your child practice and review the skills we have learned this year.


Have your child return the completed packet to school in September.

Tips:

- Use the sound boxes page for spelling and writing practice. You could copy the page so it could be used multiple times.

- Have your child make a summer reading goal and use RAZ kids to record/track their progress throughout the summer. Next year's teacher will be able to review all of their summer reading progress.

Name: _____



Penmanship Practice I

Directions: Write the lowercase letter on the line next to the uppercase letter.

A

B

C

D

E

F

G

H

I

J

K

L

M

N

O

P

Q

R

S

T

U


V

W

X

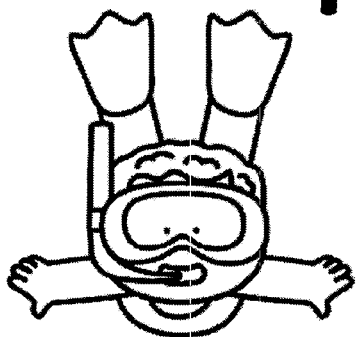
Y

Z



Name: _____

Penmanship Practice 2



Directions: Write the uppercase letter on the line next to the lowercase letter.

a

b

c

d

e

f

g

h

i

j

k

l

m

n

o

p

q

r

s

t

u


v

w

x

y

z



Sound Boxes

Use the sound boxes to spell words. Write one sound in each box.

--	--	--

--	--	--

--	--	--

--	--	--	--

--	--	--	--

Word Lists

CVC Words (consonant vowel consonant)

Here are some examples of CVC words.

Feel free to add words to these lists.

Help your child read and spell these words.

Short a Words

cat

mad

sap

tag

ran

Sam

Short e Words

let

red

leg

men

yes

Meg

Short i Words

pit

lid

sip

wig

bin

Tim

Short o Words

dot

pod

top

dog

fox

Ron

Short u Words

nut

mud

cup

hug

yum

Gus

Word Lists

Words with Digraphs

Here are some examples of words with digraphs.

Feel free to add words to these lists.

Help your child read and spell these words.

th

voiced

Words

that

this

the

then

bathe

these

th

unvoiced

Words

bath

with

both

math

thin

three

sh

Words

shed

ship

shut

mash

rush

wish

ch

Words

chat

chop

chick

chug

rich

much

wh

Words

when

whip

wham

whit

whim

whack

Word Lists

Words with Consonant Blends

Here are some examples of words with consonant blends.

Feel free to add words to these lists.



Help your child read and spell these words.

l blends Words	l blends Words	r blends Words	r blends Words	s blends Words
black	blue	brush	brag	scan
clip	class	crab	crop	skip
flop	flick	dress	drop	slip
glad	glass	frog	fry	smoke
plug	plus	grab	grip	snip
		prop	prep	spell
				stick
				swim


Name: _____

Beginning Sounds Picnic


Directions: Say each word. Circle the beginning sound.




d r v




t w s




m a l




y b o



p w q




l r s




h z s




t v p




j d l



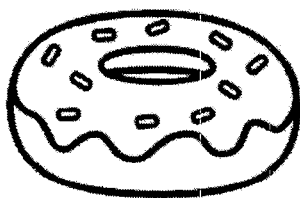
h a c




x b u



r w s



i r d



g w e



f s t



p k n

Name: _____

Short Vowel Sounds


Circle the correct short vowel for each picture.

1.




a e i o u

2.




a e i o u

3.




a e i o u

4.



a e i o u

5.




a e i o u

6.




a e i o u

7.



a e i o u

8.




a e i o u

9.



a e i o u

10.




a e i o u

11.



a e i o u

12.





a e i o u

Name: _____

I Can Read Words! I

Directions: Say the name for each picture.
Circle the word that matches the picture.



pin

pig




map

mop



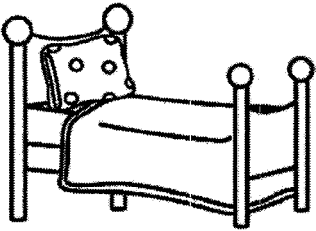
pen

pet




wag

wet



bet

bed




pug

pig




hut

hen




fog

fox




hut

hug




wig

rig



pot

pet



kit


pit

Name: _____


I Can Write a CVC Word

Directions: Say the word. Sound it out to write the word on the lines.

①



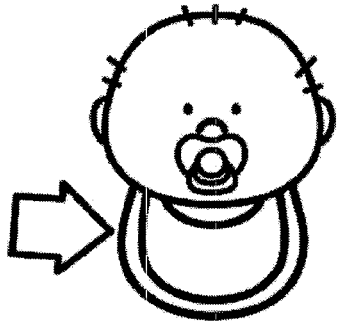
②



③



④




⑤




⑥




⑦



⑧




⑨



Name: _____

Sentence Building 3

Directions: Cut out the words and read them.
Shuffle and paste them to make a complete sentence.
Then write the sentence and color the picture.



--	--	--	--	--

up.

want

dress

to



I

Name: _____

Directed Drawing 2

Directions: Follow the steps to draw the picture.

Use the word bank to write about it.



Word Bank

fish

swim

fast

water

fin

tail

Numbers

1 2 3 4 5

6 7 8 9 10

11 12 13 14 15

16 17 18 19 20

Addition Facts

Cut out the flashcards & practice!

$0+0$

$4+0$

$3+1$

$1+0$

$5+0$

$4+1$

$2+0$

$1+1$

$2+2$

$3+0$

$2+1$

$3+2$

Subtraction Facts

$1-0$

$1-1$

$2-2$

$2-0$

$2-1$

$3-2$

$3-0$

$3-1$

$4-2$

$4-0$

$4-1$

$5-2$

$5-0$

$5-1$

$3-3$

$4-3$

$5-3$

$4-4$

$5-4$


$5-5$


Cut out the
flashcards &
practice!


Name: _____


Count and Write


Directions: Count the bubbles and write the number.


























Name _____

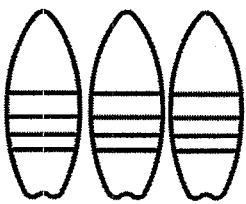
SUMMER ADDING


Numbers to 10

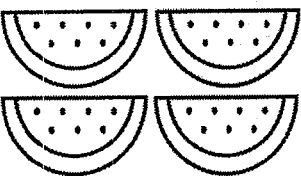
Directions: Find the sum.

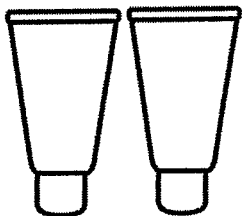
$2 +$  $=$

$3 +$  $=$

$4 +$  $=$

$2 +$  $=$

$3 +$  $=$

$5 +$  $=$

Directions: Find the sum. Start with the larger number, then add the smaller one.


$3 + 5 = \underline{\quad}$ $1 + 6 = \underline{\quad}$ $4 + 3 = \underline{\quad}$

$2 + 2 = \underline{\quad}$ $5 + 3 = \underline{\quad}$ $2 + 5 = \underline{\quad}$


$3 + 4 = \underline{\quad}$ $4 + 4 = \underline{\quad}$ $3 + 3 = \underline{\quad}$

Name: _____


Subtracting Fish




Directions: The fish are swimming away! Cross out ✕ the pictures to subtract. Then, write the answer.




$$8 - 2 = \underline{\quad}$$




$$3 - 1 = \underline{\quad}$$




$$5 - 2 = \underline{\quad}$$




$$4 - 4 = \underline{\quad}$$




$$10 - 5 = \underline{\quad}$$




$$7 - 3 = \underline{\quad}$$



$$6 - 5 = \underline{\quad}$$



$$2 - 0 = \underline{\quad}$$






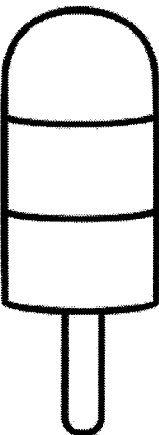









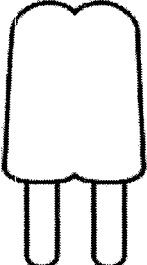
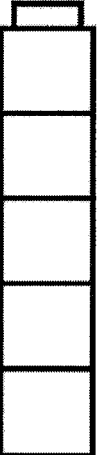



$$9 - 2 = \underline{\quad}$$

Name: _____



Let's Measure Height!

Directions: Color the cubes to show the height of each object.
Write the number of cubes colored.

<div></div> <div>_____ cubes</div> <div></div>	<div></div> <div>_____ cubes</div> <div></div>	<div></div> <div>_____ cubes</div> <div></div>
<div></div> <div>_____ cubes</div> <div></div>	<div></div> <div>_____ cubes</div> <div></div>	<div></div> <div>_____ cubes</div> <div></div>
<div></div> <div>_____ cubes</div> <div></div>	<div></div> <div>_____ cubes</div> <div></div>	<div></div> <div>_____ cubes</div> <div></div>